

Dengue fever

1 January 2018 - 30 July 2018 , a total of **23824** cases were reported from 77 provinces (morbidity rate was **36.41** / 100,000 population). There were **1** deaths

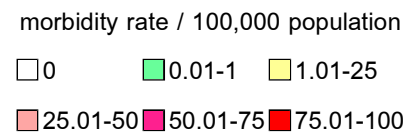
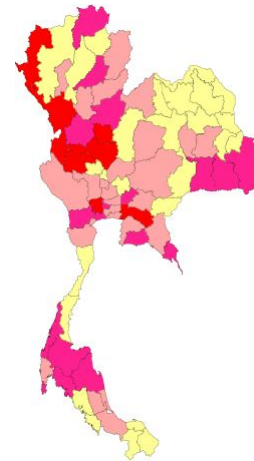
Male : Female ratio was **1: 0.95**. The highest proportion of cases by age group were 15-24 years old **24.50%** 10-14 years old **22.41%** 25-34 years old **12.07%**

The cases were Thai 97.6% Burmese 1.2% Other 0.7% Cambodia 0.3% Laos 0.2% Chinese 0.1% Vietnamese 0.0% Malaysian 0.0% 0.0% Most of cases were Student 51.3% Unknow/Preschool 17.2% Labor 16.7%

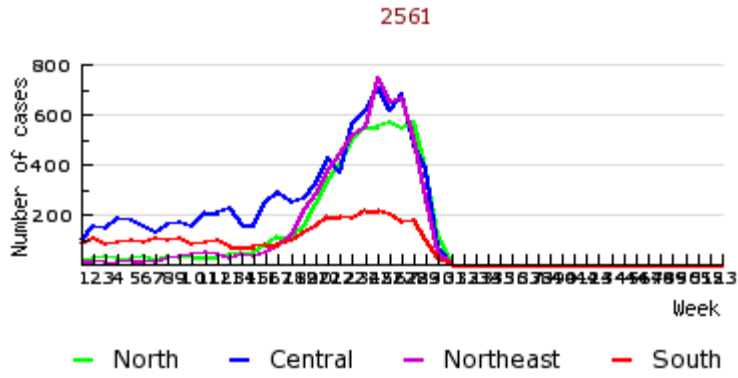
The top five morbidity rate were from **Phichit** (93.83 / 100,000 population.) **Maehongsorn** (91.58 / 100,000 population.) **Tak** (87.92 / 100,000 population.) **Nakornpathom** (85.57 / 100,000 population.) **Nakornsawan** (83.09 / 100,000 population.)

The highest morbidity rate was in the north **47.64** / 100,000 population. central **39.11** / 100,000 population. south **38.03** / 100,000 population. northeast **26.84** / 100,000 population.

- Central most of cases were in age group 15-24 years old (2248 case), 10-14 years old (1778 case), 25-34 years old (1243 case),
- Northeast most of cases were in age group 10-14 years old (1655 case), 15-24 years old (1258 case), 7-9 years old (981 case),
- North most of cases were in age group 15-24 years old (1460 case), 10-14 years old (1154 case), 25-34 years old (855 case),
- South most of cases were in age group 15-24 years old (870 case), 10-14 years old (752 case), 25-34 years old (450 case),



Number of Dengue fever cases by week of onset and region.



© Bureau of Epidemiology, Department of Disease Control, Ministry of Public Health