

Dengue fever

1 January 2018 - 23 July 2018 , a total of **22564** cases were reported from 77 provinces (morbidity rate was **34.49** / 100,000 population). There were **1** deaths

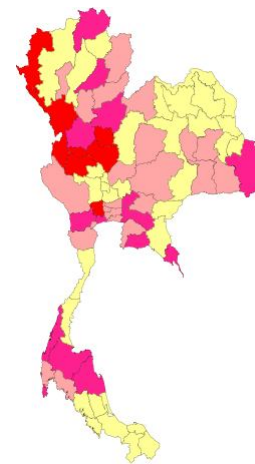
Male : Female ratio was **1: 0.95**. The highest proportion of cases by age group were 15-24 years old **24.64%** 10-14 years old **22.38%** 25-34 years old **12.07%**

The cases were Thai 97.7% Burmese 1.2% Other 0.6% Cambodia 0.3% Laos 0.2% Chinese 0.1% Vietnamese 0.0% 0.0%
Most of cases were Student 51.2% Unknow/Preschool 17.1% Labor 16.7%

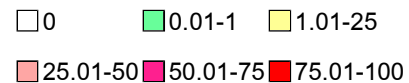
The top five morbidity rate were from **Tak** (97.59 / 100,000 population.) **Phichit** (93.64 / 100,000 population.) **Maehongsorn** (82.77 / 100,000 population.) **Uthaitхани** (77.45 / 100,000 population.) **Nakornsawan** (77.40 / 100,000 population.)

The highest morbidity rate was in the north **45.59** / 100,000 population. south **36.66** / 100,000 population. central **36.50** / 100,000 population. northeast **25.44** / 100,000 population.

- Central most of cases were in age group 15-24 years old (2109 case), 10-14 years old (1649 case), 25-34 years old (1164 case),
- Northeast most of cases were in age group 10-14 years old (1573 case), 15-24 years old (1215 case), 7-9 years old (925 case),
- North most of cases were in age group 15-24 years old (1394 case), 10-14 years old (1105 case), 25-34 years old (815 case),
- South most of cases were in age group 15-24 years old (841 case), 10-14 years old (723 case), 25-34 years old (436 case),

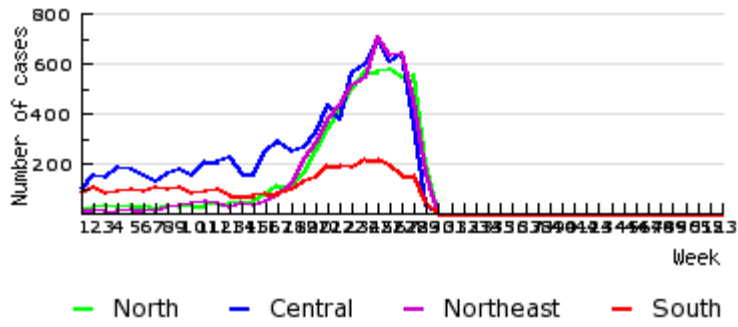


morbidity rate / 100,000 population



Number of Dengue fever cases by week of onset and region.

2561



© Bureau of Epidemiology, Department of Disease Control, Ministry of Public Health